

CCU20A402RNIUX

indoor

> CONTACT US



The CCU series roof-mounted cooling units represent an ideal solution for cooling battery electrical panels or when accessibility and lateral space are limited, ensuring high technical and safety standards. In all models, the polyurethane gasket is laid by machine, significantly reducing installation times.

Technical data		
APPROVALS		
Approvals	CE; UKCA	
PERFORMANCE		
Cooling Capacity L35L35	1955/2145	W
	6671/7319	BTU/hr
Cooling Capacity L35L50	1565/1635	W
	5340/5579	BTU/hr
ELECTRICAL DATA		
Rated Voltage	380/400/440/460/480	V a.c. 2 ~ at 50/60 Hz
Rated Current	2.9/3.2	A at 480 V a.c. 2 ~
Rated Current	3/3.4	A at 460 V a.c. 2 ~
Rated Current	3.1/3.5	A at 440 V a.c. 2 ~
Rated Current	3.4/3.8	A at 400 V a.c. 2 ~
Rated Current	3.6/4	A at 380 V a.c. 2 ~
Rated Power L35L35	925/1065	W
Rated Power L35L50	1075/1295	W
Frequency	50/60	Hz
Max Current	17	A

Image is for illustrative purpose only. All specifications, data and drawing are subject to change without notice. Please refer to our terms of sales including our warranty and limited liabilities clauses.

CCU20A402RNIUX

indoor

> CONTACT US

Technical data		
Fuse T	10	A
GENERIC DATA		
Casing Material	Painted Steel	
RAL Number	7035	
Electrical Connection	Wires	
Cable Length	2000	mm
	78.74	in
ENVIRONMENTAL AND THERMAL DATA		
IP Protection Degree	IP54	
Operating Temperature	20÷50	°C
	68÷122	°F
Refrigerant Number	R134a	
Refrigerant Charge	680	g
Maximum Allowable Pressure	HP 2.4/LP 0.6	MPa

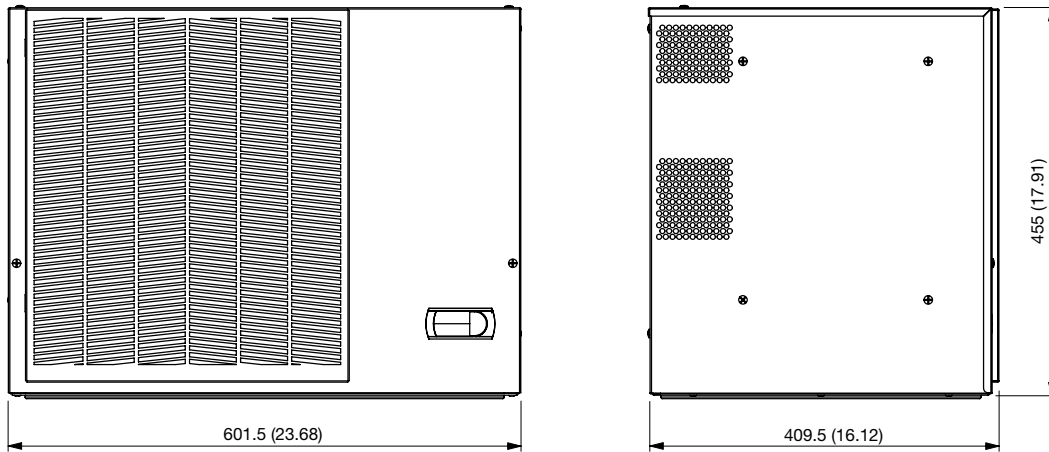
Image is for illustrative purpose only. All specifications, data and drawing are subject to change without notice. Please refer to our terms of sales including our warranty and limited liabilities clauses.

CCU20A402RNIUX

indoor

> CONTACT US

Technical drawing mm (in)



Cooling Capacity vs Temperature

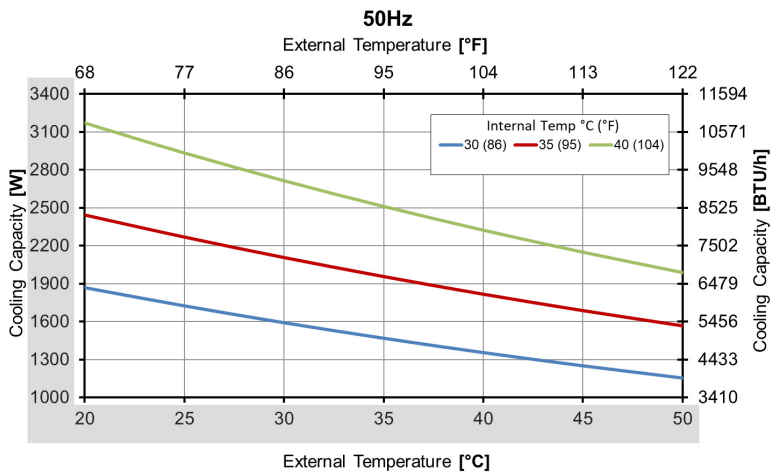


Image is for illustrative purpose only. All specifications, data and drawing are subject to change without notice. Please refer to our terms of sales including our warranty and limited liabilities clauses.

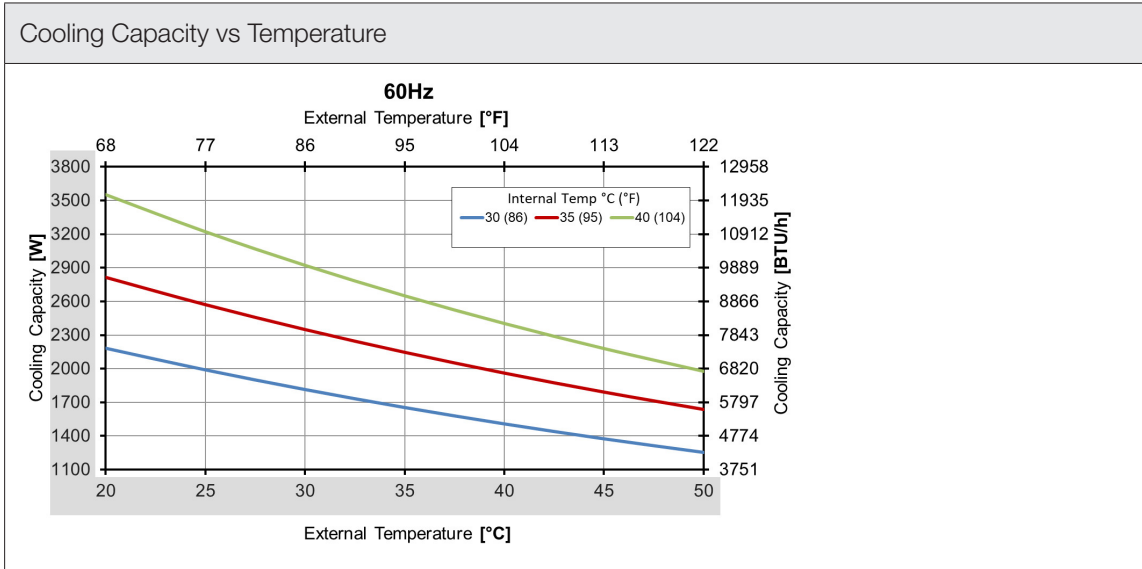


Image is for illustrative purpose only. All specifications, data and drawing are subject to change without notice. Please refer to our terms of sales including our warranty and limited liabilities clauses.