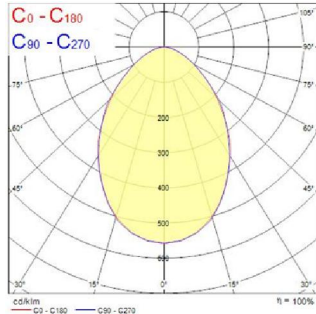



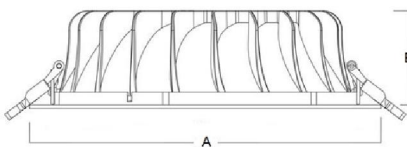
SYLVANIA



SPECIFICATION

Housing	Dia cast aluminum housing
Painting	Polyester power coat finish in white trim(RAL9003)
Diffuser	Polycarbonate diffuser
Control gear	Separate Driver (Analogue 1-10V and DALI dimmable options)
LED: CCT	3000K, 4000K, 6500K
LED: CRI	≥ 90
LED : Standardized	Complete LM-80 Test Report (Average lumen Maintenance at 10,000 hours @ temperature 55 C ^o , 85 C ^o and 105 C ^o)
Power factor	≥ 0.95
THDi	≤ 12%
Ta rating	-10 C ^o to 40 C ^o
Installation	Recessed to T-bar or conceal ceiling
IP	44
IK	07
Energy Class	A++, A+, A
TIS	1955-2551
Lifetime	50,000hrs at L70 (L80: 30,000hrs, L90: 15,000hrs)
Lamp type	 LED SYL-LIGHTER LED II 165-12W (2x18W CFL replacement) SYL-LIGHTER LED II 195-15W (1x42W CFL replacement) SYL-LIGHTER LED II 220-21W (2x26W CFL replacement) SYL-LIGHTER LED II 245-25W (2x32W CFL replacement)

Class II, IP44



ITEM	Lumen*	Cutout(mm)	Dimension AxB(mm)
SYL-LIGHTER LED II 165-12W	1350	145	165 x 45
SYL-LIGHTER LED II 195-15W	1700	175	193 x 50
SYL-LIGHTER LED II 220-21W	2370	205	220 x 55
SYL-LIGHTER LED II 245-25W	2680	225	245 x 65

* for 4000K