



CE RoHS CB

#### PRODUCT DESCRIPTION

- housing, adaptor made of die-cast aluminum
- adjustable pole adaptor for top and side fixing
- LED and Lens, protected and sealed by glass
- applied for road/street lighting

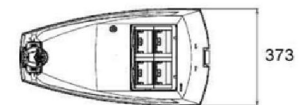

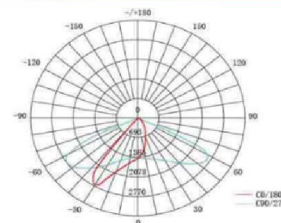
#### SPECIFICATION

Description	Voltage	PF	Colour	Watt	CRI	Ambient Temperature	Lumen	Beam	Life (h)	IP	Weight
NOVA SLIGHT II 40W	100-277V	>0.9	3000K-7000K	40	>70	-25°C-45°C	4000	170	50000	66	4.5Kg
NOVA SLIGHT II 60W	100-277V	>0.9	3000K-7000K	60	>70	-25°C-45°C	6000	170	50000	66	4.5Kg
NOVA SLIGHT II 80W	100-277V	>0.9	3000K-7000K	80	>70	-25°C-45°C	8000	170	50000	66	7Kg
NOVA SLIGHT II 120W	100-277V	>0.9	3000K-7000K	120	>70	-25°C-45°C	12000	170	50000	66	7Kg
NOVA SLIGHT II 160W	100-277V	>0.9	3000K-7000K	160	>70	-25°C-45°C	16000	170	50000	66	7Kg

#### PHOTOMETRICS and DIMENSION

40W-60W

Pole Installation Dia :  $\phi$ 38-48mm



80W-160W

Pole Installation Dia :  $\phi$ 38-60mm

